

CLASSIC TOURING CARS - GROUP 1

SPA RACING FESTIVAL


FREE PRACTICE

Analysis

■ Personal Best ■ Session Best B Crossing the finish line in pit lane

Lap	Time	Sector 1	Sector 2	Sector 3	Kph	Elapsed	Lap	Time	Sector 1	Sector 2	Sector 3	Kph	Elapsed
1 Tony PRESTON Tony Preston Morris Minor													
1	4:19.660	1:30.227	1:48.240	1:01.193	97.1	4:19.660							
2	3:42.723	1:04.035	1:41.823	56.865	113.2	8:02.383							
3	3:35.778	1:01.634	1:37.412	56.732	116.9	11:38.161							
4	3:35.626	1:02.303	1:37.503	55.820	116.9	15:13.787							
5	3:30.578	1:01.067	1:34.268	55.243	119.7	18:44.365							
6	3:29.905	1:02.084	1:33.221	54.600	120.1	22:14.270							
7	3:29.796	1:01.252	1:33.816	54.728	120.2	25:44.066							
8	3:29.315	1:01.055	1:32.611	55.649	120.5	29:13.381							
9	3:27.448	1:01.233	1:32.792	53.423	121.5	32:40.829							
5 Andy MESSHAM Andy Messham Austin Mini Seven													
1	3:57.208	1:09.347	1:46.527	1:01.334	106.3	3:57.208							
2	3:27.916	1:01.384	1:31.812	54.720	121.3	7:25.124							
3	3:25.274	59.957	1:31.151	54.166	122.8	10:50.398							
4	3:23.390	59.515	1:29.998	53.877	124.0	14:13.788							
5	3:21.945	59.340	1:28.911	53.694	124.9	17:35.733							
6	3:22.351	59.222	1:29.722	53.407	124.6	20:58.084							
7	3:21.696	58.793	1:29.157	53.746	125.0	24:19.780							
8	3:25.488	59.400	1:32.320	53.768	122.7	27:45.268							
9	3:23.322	59.011	1:30.986	53.325	124.0	31:08.590							
6 Jim MCLOUGHLIN Jim Mcloughlin Ford Sierra Cosworth													
1	3:11.675	44.650	1:39.108	47.917	131.5	3:11.675							
2	2:57.061	50.763	1:20.866	45.432	142.4	6:08.736							
3	2:53.304	49.623	1:19.751	43.930	145.5	9:02.040							
4	2:53.933	48.887	1:19.413	45.633	145.0	11:55.973							
5	3:13.582 B	48.948	1:22.227	1:02.407	130.3	15:09.555							
6	5:21.273	3:16.538	1:20.279	44.456	78.5	20:30.828							
7	2:53.484	49.103	1:20.153	44.228	145.3	23:24.312							
8	2:53.590	49.018	1:19.199	45.373	145.3	26:17.902							
9	2:51.565	49.155	1:17.526	44.884	147.0	29:09.467							
10	3:26.504 B	53.511	1:24.950	1:08.043	122.1	32:35.971							
10 Ray WEST Ray West BMW M3													
1	3:24.656	1:00.042	1:30.923	53.691	123.2	3:24.656							
2	3:01.407	52.418	1:22.507	46.482	139.0	6:26.063							
3	2:57.693	50.172	1:21.016	46.505	141.9	9:23.756							
4	2:56.168	50.119	1:19.840	46.209	143.1	12:19.924							
5	2:56.704	49.457	1:21.808	45.439	142.7	15:16.628							
6	2:54.862	50.165	1:19.635	45.062	144.2	18:11.490							
7	3:11.031 B	48.645	1:20.780	1:01.606	132.0	21:22.521							
11 Roger STANFORD AH Racing (Tamworth) Ltd BMW E30 M3													
1	3:10.866	49.751	1:30.936	50.179	132.1	3:10.866							
2	4:59.959	2:41.892	1:23.859	54.208	84.1	8:10.825							
3	3:07.108	56.038	1:23.162	47.908	134.8	11:17.933							
4	3:03.822	52.550	1:25.087	46.185	137.2	14:21.755							
5	2:55.827	50.589	1:19.595	45.643	143.4	17:17.582							
6	3:01.799	51.048	1:22.087	48.664	138.7	20:19.381							
7	2:58.548	51.580	1:20.961	46.007	141.2	23:17.929							
8	2:55.294	50.699	1:18.874	45.721	143.8	26:13.223							
9	2:55.612	50.809	1:18.601	46.202	143.6	29:08.835							
10	2:59.371	53.461	1:17.867	48.043	140.6	32:08.206							
12 Jack STANFORD Jack Stanford BMW M3													
1	3:08.868	48.805	1:31.143	48.920	133.5	3:08.868							
2	3:00.851	52.351	1:21.926	46.574	139.4	6:09.719							
3	2:54.228	50.170	1:19.537	44.521	144.7	9:03.947							
4	2:55.397	49.779	1:20.524	45.094	143.8	11:59.344							
5	7:02.028	4:52.230	1:23.640	46.158	59.7	19:01.372							
6	2:59.656	53.308	1:20.617	45.731	140.3	22:01.028							
7	2:57.801	49.950	1:19.452	48.399	141.8	24:58.829							
8	3:12.331	52.381	1:28.716	51.234	131.1	28:11.160							
14 Steve BARBER Steve Barber Ford Anglia													
1	4:13.045	1:19.334	1:50.040	1:03.671	99.6	4:13.045							
2	3:50.792	1:06.758	1:46.400	57.634	109.3	8:03.837							
3	3:45.838	1:04.441	1:39.928	1:01.469	111.6	11:49.675							
4	13:55.732	...	1:40.661	56.978	30.2	25:45.407							
5	3:36.411	1:02.965	1:36.924	56.522	116.5	29:21.818							
6	3:44.936	1:07.529	1:39.737	57.670	112.1	33:06.754							
18 Andy GEE Bellgee Motorsport BMW 325i E30													
1	3:52.799	1:13.559	1:43.029	56.211	108.3	3:52.799							
2	3:27.704	59.613	1:36.566	51.525	121.4	7:20.503							
3	3:16.959	57.653	1:29.261	50.045	128.0	10:37.462							
4	3:15.101	56.539	1:26.806	51.756	129.2	13:52.563							
5	3:13.336	56.360	1:26.924	50.052	130.4	17:05.899							
6	3:14.683	56.752	1:25.710	52.221	129.5	20:20.582							
7	3:13.515	56.992	1:26.483	50.040	130.3	23:34.097							
8	3:16.048	59.628	1:26.263	50.157	128.6	26:50.145							
9	3:11.725	56.473	1:25.311	49.941	131.5	30:01.870							





CLASSIC TOURING CARS - GROUP 1

SPA RACING FESTIVAL


FREE PRACTICE

Analysis

Personal Best Session Best B Crossing the finish line in pit lane

Lap	Time	Sector 1	Sector 2	Sector 3	Kph	Elapsed	Lap	Time	Sector 1	Sector 2	Sector 3	Kph	Elapsed		
22	William JENKINS							50	Peter HOLTON						
	William Jenkins						BMW 3.0 CSL		Peter Holton						Rover p6 3500s
1	4:13.074	1:36.322	1:39.427	57.325	99.6	4:13.074	1	4:00.066	1:08.134	1:47.053	1:04.879	105.0	4:00.066		
2	3:18.511	56.458	1:31.613	50.440	127.0	7:31.585	2	3:46.840	1:06.504	1:42.505	57.831	111.2	7:46.906		
3	3:13.154	55.583	1:28.291	49.280	130.5	10:44.739	3	4:04.237	1:08.979	1:48.828	1:06.430	103.2	11:51.143		
4	3:08.813	54.283	1:26.196	48.334	133.5	13:53.552	4	3:37.769	1:05.786	1:36.721	55.262	115.8	15:28.912		
5	3:09.070	54.845	1:26.288	47.937	133.4	17:02.622	5	3:30.830	1:00.989	1:35.187	54.654	119.6	18:59.742		
6	3:09.816	53.668	1:27.542	48.606	132.8	20:12.438	6	3:31.770	1:01.714	1:35.028	55.028	119.1	22:31.512		
7	3:11.217	53.488	1:28.533	49.196	131.9	23:23.655									
8	3:07.363	52.750	1:26.831	47.782	134.6	26:31.018									
9	3:08.157	53.428	1:26.389	48.340	134.0	29:39.175									
10	3:07.211	53.480	1:25.948	47.783	134.7	32:46.386									
26	Sam CLARKE							55	David HOWARD						
	Sam Clarke						Jaguar XJS		Berkshire Pallets Ltd						Jaguar XJ12
1	3:00.459	49.007	1:25.185	46.267	139.7	3:00.459	1	3:15.407	52.085	1:34.140	49.182	129.0	3:15.407		
2	2:58.289	51.168	1:21.142	45.979	141.4	5:58.748	2	3:05.127	52.970	1:24.908	47.249	136.2	6:20.534		
3	2:57.707	50.725	1:20.918	46.064	141.9	8:56.455	3	3:06.168	51.583	1:26.062	48.523	135.4	9:26.702		
4	2:59.808	51.197	1:21.817	46.794	140.2	11:56.263	4	3:01.984	50.832	1:23.449	47.703	138.6	12:28.686		
5	3:01.292	50.663	1:22.193	48.436	139.1	14:57.555	5	3:05.938	51.945	1:26.322	47.671	135.6	15:34.624		
6	3:19.245B	51.720	1:21.563	1:05.962	126.5	18:16.800	6	3:06.388	51.814	1:25.111	49.463	135.3	18:41.012		
7	4:13.303	1:58.496	1:26.089	48.718	99.5	22:30.103	7	3:04.600	51.357	1:25.351	47.892	136.6	21:45.612		
8	3:04.203	52.560	1:24.104	47.539	136.9	25:34.306	8	3:02.645	50.852	1:24.789	47.004	138.1	24:48.257		
9	3:02.896	51.900	1:24.165	46.831	137.9	28:37.202	9	2:59.480	50.279	1:22.635	46.566	140.5	27:47.737		
10	3:05.056	50.892	1:25.001	49.163	136.3	31:42.258	10	3:00.471	50.402	1:22.362	47.707	139.7	30:48.208		
32	Nic STRONG							56	Michael SHERATON						
	Nic Strong						Ford Capri		APS Racing						BMW E30
1	4:08.178	1:18.538	1:46.878	1:02.762	101.6	4:08.178	1	3:32.610	1:01.380	1:37.668	53.562	118.6	3:32.610		
2	3:34.642	1:00.337	1:38.365	55.940	117.5	7:42.820	2	3:24.868	58.548	1:32.329	53.991	123.1	6:57.478		
3	3:30.173	56.990	1:35.486	57.697	120.0	11:12.993	3	3:21.881	58.508	1:28.643	54.730	124.9	10:19.359		
4	3:21.047	56.369	1:33.013	51.665	125.4	14:34.040	4	3:14.229	56.892	1:27.264	50.073	129.8	13:33.588		
5	3:16.746	54.882	1:30.426	51.438	128.2	17:50.786	5	3:10.530	55.974	1:24.754	49.802	132.3	16:44.118		
6	3:13.460	54.282	1:28.432	50.746	130.3	21:04.246	6	3:46.409B	1:04.591	1:33.604	1:08.214	111.4	20:30.527		
7	3:13.583	53.781	1:29.097	50.705	130.2	24:17.829	7	5:55.120	3:30.872	1:33.094	51.154	71.0	26:25.647		
8	3:11.451	53.816	1:27.234	50.401	131.7	27:29.280	8	3:22.682B	55.350	1:24.709	1:02.623	124.4	29:48.329		
9	3:12.422	55.298	1:26.426	50.698	131.0	30:41.702									
38	Karl CATTLEFF							66	Andy DAVIES						
	Karl Cattliff						BMW E36 M3		Driveme.net						BMW M3
1	3:02.265	46.855	1:28.892	46.518	138.3	3:02.265	1	4:05.243	1:24.795	1:43.931	56.517	102.8	4:05.243		
2	2:58.421	51.884	1:21.563	44.974	141.3	6:00.686	2	3:06.657	52.788	1:26.787	47.082	135.1	7:11.900		
3	2:56.500	50.395	1:20.398	45.707	142.9	8:57.186	3	3:16.234B	50.548	1:23.437	1:02.249	128.5	10:28.134		
4	3:02.988	50.975	1:22.957	49.056	137.8	12:00.174									
5	3:14.926	56.106	1:23.624	55.196	129.4	15:15.100									
46	David HICKTON							68	Keith WRIGHT						
	David Hickton						BMW M3		Lelsport						Morris Minor
1	3:27.293	58.065	1:34.122	55.106	121.6	3:27.293	1	4:15.964	1:17.645	1:53.184	1:05.135	98.5	4:15.964		
2	3:44.139	1:06.275	1:38.542	59.322	112.5	7:11.432	2	4:04.098	1:08.932	1:50.213	1:04.953	103.3	8:20.062		
3	3:02.724	52.851	1:22.872	47.001	138.0	10:14.156	3	3:58.257	1:08.332	1:45.406	1:04.519	105.8	12:18.319		
4	2:58.525	51.478	1:19.863	47.184	141.2	13:12.681	4	3:49.598	1:06.120	1:42.775	1:00.703	109.8	16:07.917		
5	3:54.738B	50.861	1:35.944	1:27.933	107.4	17:07.419	5	3:50.582	1:05.421	1:44.450	1:00.711	109.4	19:58.499		
							6	3:46.757	1:05.148	1:42.211	59.398	111.2	23:45.256		
							7	3:49.669	1:04.868	1:42.572	1:02.229	109.8	27:34.925		
69	Stephen YATES							69	Stephen YATES						
	Stephen Yates						Ford Escort Mk 3 RS1600i		Stephen Yates						Ford Escort Mk 3 RS1600i
1	3:26.385	51.285	1:37.689	57.411	122.2	3:26.385	1	3:26.385	51.285	1:37.689	57.411	122.2	3:26.385		
2	3:27.059	1:02.630	1:30.557	53.872	121.8	6:53.444	2	3:27.059	1:02.630	1:30.557	53.872	121.8	6:53.444		
3	3:27.880	1:02.770	1:31.902	53.208	121.3	10:21.324	3	3:27.880	1:02.770	1:31.902	53.208	121.3	10:21.324		





CLASSIC TOURING CARS - GROUP 1

SPA RACING FESTIVAL


FREE PRACTICE

Analysis

■ Personal Best ■ Session Best B Crossing the finish line in pit lane

Lap	Time	Sector 1	Sector 2	Sector 3	Kph	Elapsed	Lap	Time	Sector 1	Sector 2	Sector 3	Kph	Elapsed
72 Anthony WARNES Team Vantage Walseley 1500 Saloon							4	3:18.109	57.461	1:28.800	51.848	127.3	14:29.626
1	4:12.904	1:11.131	1:53.609	1:08.164	99.7	4:12.904	5	3:19.135	58.412	1:28.340	52.383	126.6	17:48.761
2	4:07.481	1:11.275	1:50.250	1:05.956	101.9	8:20.385	6	3:18.305	58.331	1:28.218	51.756	127.1	21:07.066
3	4:03.468	1:10.058	1:46.999	1:06.411	103.6	12:23.853	7	3:14.512	58.003	1:26.463	50.046	129.6	24:21.578
4	4:00.500	1:09.190	1:46.870	1:04.440	104.8	16:24.353	8	3:12.693	55.644	1:26.365	50.684	130.9	27:34.271
5	4:00.783	1:08.185	1:48.346	1:04.252	104.7	20:25.136	9	3:13.963	56.674	1:26.370	50.919	130.0	30:48.234
6	3:58.101	1:07.779	1:45.659	1:04.663	105.9	24:23.237							
7	3:59.901	1:09.073	1:46.126	1:04.702	105.1	28:23.138							
8	3:59.438	1:09.202	1:46.672	1:03.564	105.3	32:22.576							
76 Steven SPRIGG Team double trouble racing Ford Lotus Corina Mk1													
1	4:22.288	1:35.813	1:45.850	1:00.625	96.1	4:22.288							
2	3:46.184	1:05.257	1:40.667	1:00.260	111.5	8:08.472							
3	3:29.690	1:03.737	1:32.641	53.312	120.2	11:38.162							
4	3:23.883	1:00.472	1:29.043	54.368	123.7	15:02.045							
5	3:22.061	59.773	1:29.206	53.082	124.8	18:24.106							
77 Richard SPRIGG Team Double Trouble Racing Ford Anglia 105E													
1	4:23.443	1:37.423	1:45.162	1:00.858	95.7	4:23.443							
2	3:44.591	1:05.232	1:40.219	59.140	112.3	8:08.034							
3	3:33.105	1:02.591	1:37.618	52.896	118.3	11:41.139							
4	3:30.032	1:00.430	1:36.816	52.786	120.0	15:11.171							
5	3:27.932	1:00.875	1:33.649	53.408	121.3	18:39.103							
6	3:23.927	59.303	1:31.679	52.945	123.6	22:03.030							
83 Tim DODWELL Tim Dodwell Volkswagen Scirocco													
1	4:17.703	1:25.707	1:48.676	1:03.320	97.8	4:17.703							
2	3:48.917	1:03.999	1:46.105	58.813	110.1	8:06.620							
3	3:50.468	1:02.394	1:48.450	59.624	109.4	11:57.088							
4	3:54.620	1:05.639	1:48.815	1:00.166	107.5	15:51.708							
5	4:02.226 B	1:01.983	1:40.805	1:19.438	104.1	19:53.934							
88 Paul BELLAMY Bell gee Motorsport BMW M3													
1	3:23.981	59.162	1:31.095	53.724	123.6	3:23.981							
2	3:01.003	52.663	1:21.760	46.580	139.3	6:24.984							
3	2:57.953	50.686	1:21.118	46.149	141.7	9:22.937							
4	2:55.324	50.356	1:19.729	45.239	143.8	12:18.261							
5	2:57.584	50.562	1:21.842	45.180	142.0	15:15.845							
6	2:57.364	49.774	1:22.110	45.480	142.2	18:13.209							
7	2:57.923	49.481	1:22.599	45.843	141.7	21:11.132							
8	2:58.062	51.261	1:21.461	45.340	141.6	24:09.194							
9	2:57.066	51.435	1:19.927	45.704	142.4	27:06.260							
10	2:56.745	50.070	1:21.212	45.463	142.7	30:03.005							
90 Gary FLETCHER Gary Fletcher Vauxhall Fireza Droop Snoot													
1	4:23.622	1:39.850	1:44.109	59.663	95.6	4:23.622							
2	3:28.609	1:00.381	1:35.074	53.154	120.9	7:52.231							
3	3:19.286	58.853	1:28.979	51.454	126.5	11:11.517							
93 Stephen TURNER Stephen Turner Honda Civic													
1	4:19.305	1:27.571	1:49.904	1:01.830	97.2	4:19.305							
2	3:52.339	1:07.229	1:49.066	56.044	108.5	8:11.644							
3	3:25.453	59.459	1:34.560	51.434	122.7	11:37.097							
4	3:24.670	58.258	1:28.146	58.266	123.2	15:01.767							
5	3:16.892	56.217	1:30.147	50.528	128.1	18:18.659							
6	3:18.401	56.424	1:31.020	50.957	127.1	21:37.060							
7	3:19.601	57.438	1:31.213	50.950	126.3	24:56.661							
8	3:16.001	57.094	1:28.706	50.201	128.6	28:12.662							
9	3:46.047	57.453	1:41.937	1:06.657	111.5	31:58.709							
111 Mohamed ELSHIMY SVG motorsports Peugeot 206													
1	3:53.416	1:15.294	1:42.299	55.823	108.0	3:53.416							
2	3:24.563	59.321	1:34.149	51.093	123.3	7:17.979							
3	3:17.677	57.456	1:30.027	50.194	127.6	10:35.656							
4	3:15.718	56.168	1:28.289	51.261	128.8	13:51.374							
5	3:15.374	56.150	1:29.669	49.555	129.1	17:06.748							
6	3:15.239	56.229	1:28.495	50.515	129.1	20:21.987							
7	3:14.094	56.305	1:27.558	50.231	129.9	23:36.081							
8	3:14.628	58.030	1:26.823	49.775	129.6	26:50.709							
9	3:20.699	1:02.433	1:28.523	49.743	125.6	30:11.408							
126 Andy JOHNSON SVG Motorsport Peugeot 206													
1	4:08.042	1:19.387	1:46.075	1:02.580	101.7	4:08.042							
2	3:46.372	1:07.493	1:40.383	58.496	111.4	7:54.414							
3	3:40.785	1:05.111	1:37.869	57.805	114.2	11:35.199							
4	3:44.692	1:04.469	1:37.720	1:02.503	112.2	15:19.891							
5	3:35.825	1:04.015	1:36.184	55.626	116.8	18:55.716							
6	3:34.538	1:04.534	1:34.126	55.878	117.5	22:30.254							
7	3:31.349	1:04.051	1:33.106	54.192	119.3	26:01.603							
8	3:29.974	1:02.355	1:33.308	54.311	120.1	29:31.577							
9	3:26.844	1:01.538	1:31.883	53.423	121.9	32:58.421							
170 Philip WALLER PWR Peugeot 206 180 gi													
1	3:25.818	45.898	1:42.240	57.680	122.5	3:25.818							
2	3:31.632	1:02.897	1:33.985	54.750	119.1	6:57.450							
3	3:24.900	1:01.221	1:30.299	53.380	123.1	10:22.350							
4	3:29.989	1:01.699	1:33.116	55.174	120.1	13:52.339							
5	3:22.289	59.863	1:28.478	53.948	124.6	17:14.628							
6	3:22.743	57.777	1:31.823	53.143	124.4	20:37.371							
7	3:26.897	59.220	1:32.176	55.501	121.9	24:04.268							
8	3:24.006	58.634	1:30.403	54.969	123.6	27:28.274							
9	3:23.253	59.865	1:30.558	52.830	124.1	30:51.527							





CLASSIC TOURING CARS - GROUP 1
SPA RACING FESTIVAL
FREE PRACTICE

Analysis

■ Personal Best ■ Session Best B Crossing the finish line in pit lane

Lap	Time	Sector 1	Sector 2	Sector 3	Kph	Elapsed	Lap	Time	Sector 1	Sector 2	Sector 3	Kph	Elapsed	
177	Alan GREENHALGH													
	ciceurope													Vauxhall Firenza
1	4:22.017	1:38.443	1:44.676	58.898	96.2	4:22.017								
2	3:27.125	1:00.947	1:34.649	51.529	121.7	7:49.142								
3	3:21.677	1:01.345	1:27.111	53.221	125.0	11:10.819								
4	3:08.681	55.125	1:25.094	48.462	133.6	14:19.500								
5	14:34.892	...	1:26.131	48.370	28.8	28:54.392								
6	3:28.320	1:12.811	1:26.637	48.872	121.0	32:22.712								

